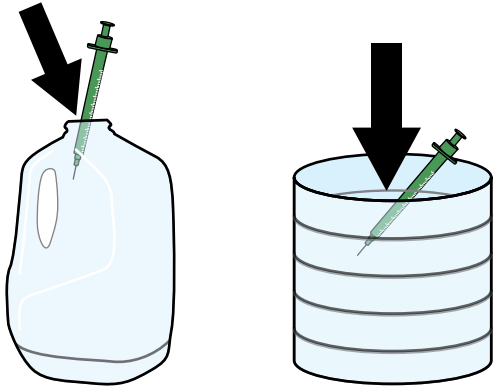



NEEDLES/SHARPS/SYRINGE DISPOSAL INSTRUCTIONS

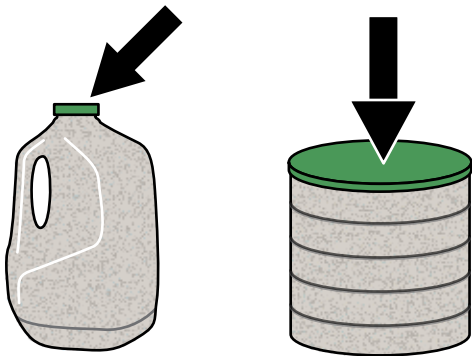
- 1** Place needles in a heavy plastic or metal container, such as a plastic milk jug or metal coffee can.



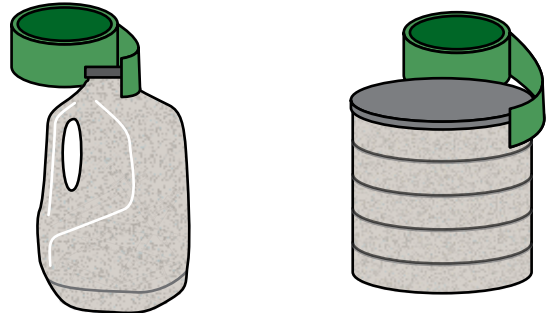
- 2** When container is full of needles, add dirt, sand or kitty litter to prevent container from bursting open.




- 3** Attach lid.



- 4** Secure lid with tape, such as duct tape or packaging tape.



- 5** Label container with the word "CAUTION!"



! **DO NOT** label the container "Medical Waste."
Allied Waste Services of Idaho is not authorized to pick up medical waste.

- 6** Place container inside a trash can, out of public view.

